

X Axis Long Travel Aluminum Crossed Roller Translation Stages

XY Axis Long Travel Aluminum Crossed Roller Translation Stages

TAM-10161

Stage Size 100 x 160 mm

RoHS

TAM-10162

Application Systems

Optics & Optical Coatings

Opto-Mechanics

Bases

Manual Stages

Actuators & Adjusters

Motorized Stages

Light Sources & Laser Safety

Index

Guide

X Axis Stages

XY Axis Stages

Z Axis Stages

XZ Axis Stages

XYZ Axis Stages

Rotation Stages

Goniometer

Tilt Stages

Vacuum

Ball Bearing Guide

Crossed Roller

Dovetail

Lapping

V Groove Screw

Others

15 x 15 mm

25 x 25 mm

40 x 40 mm

60 x 60 mm

65 x 65 mm

80 x 80 mm

100 x 100 mm

120 x 120 mm

Others

High precision crossed-roller linear translation stages with black anodized aluminum bodies.

- Rectangular shape minimizes stage footprint while providing longer travel.
- Unique course/fine feature uses a 5mm lead screw on one end, enabling fast translation, and a micrometer on the opposite end for fine adjustments.



Attention

- ▶ Note that based upon payload size, rated travel could be reduced.

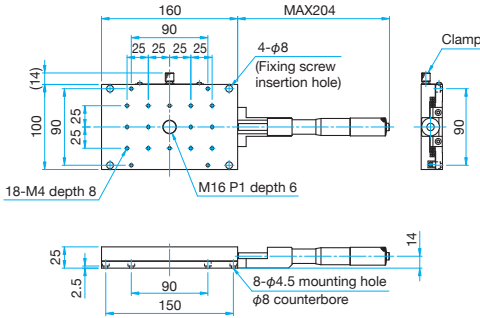
Specifications

Part Number	METRIC	TAM-10161C	TAM-10161SDM	TAM-10161S	TAM-10162C	TAM-10162S
(Opposite Model)	METRIC	—	—	TAM-10161SR	—	TAM-10162SR
Stage Size [mm]		100×160	100×160	100×160	100×160	100×160
Axes of Travel		X axis			XY axis	
Micrometer Position		Center	Side	Side	Center	Side
Travel [mm]		±25	Coars: ±35 Fine: ±3	±25	±25	±25
Lead of Actuator [mm/rotation]		0.5	Coars: 5 Fine: 0.5	0.5	0.5	0.5
Micrometer Readable Resolution [mm]		0.01	0.01	0.01	0.01	0.01
Guide Method		Crossed roller				
Primary Material		Aluminum				
Finish		Black anodized				
Load Capacity [N]		588 (60.0kgf)	588 (60.0kgf)	588 (60.0kgf)	588 (60.0kgf)	588 (60.0kgf)
Travel Accuracy	Straightness [μm]	2	2	2	2	2
	Pitch [″]	40	40	40	40	40
	Yaw [″]	25	25	25	25	25
Max. Moment Capacity	Pitch [N·m]	62.8	62.8	62.8	60.8	60.8
	Roll [N·m]	60.8	60.8	60.8	60.8	60.8
	Yaw [N·m]	58.9	58.8	58.9	58.9	58.9
Moment Stiffness	Pitch [″/N·cm]	0.046	0.046	0.046	0.087	0.087
	Roll [″/N·cm]	0.04	0.04	0.04	0.087	0.087
Parallelism [μm]		100	100	100	200	200
Running Parallelism [μm]		15	20	15	30	30
Weight [kg]		1.3	1.4	1.4	2.5	2.7

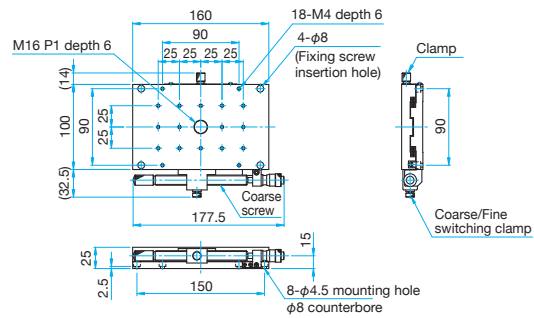


Outline Drawing

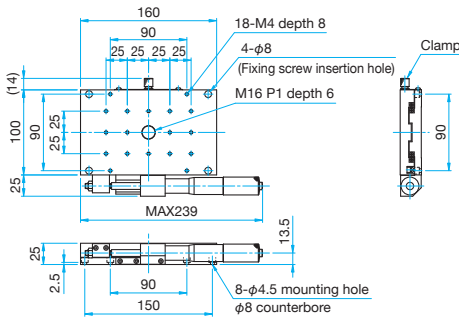
TAM-10161C Hexagonal socket head cap screw M4x8...4 screws, Spring washers



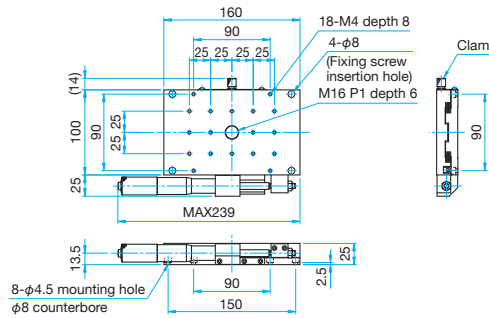
TAM-10161SDM Hexagonal socket head cap screw M4x6...4 screws



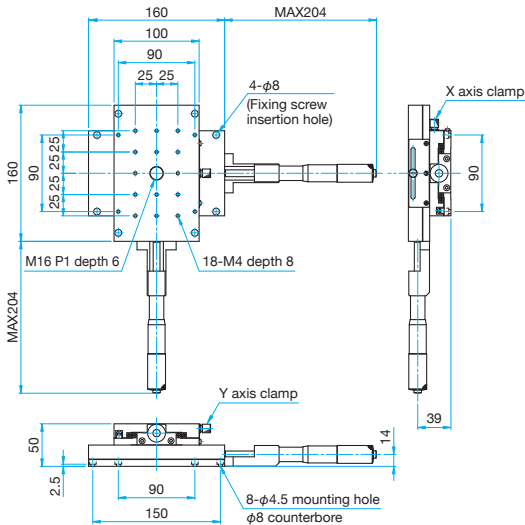
TAM-10161S Hexagonal socket head cap screw M4x8...4 screws, Spring washers



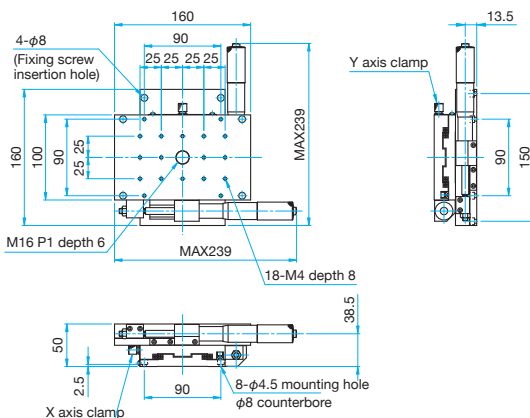
TAM-10161SR Hexagonal socket head cap screw M4x8...4 screws, Spring washers



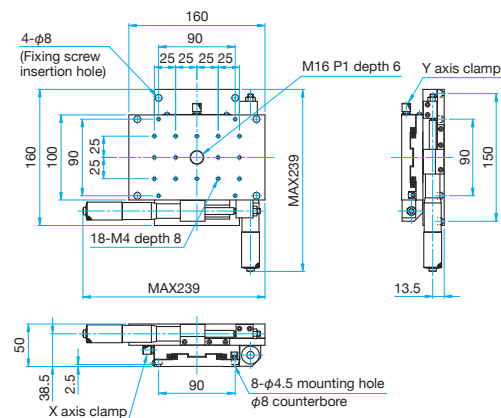
TAM-10162C Hexagonal socket head cap screw M4x8...4 screws, Spring washers



TAM-10162S Hexagonal socket head cap screw M4x8...4 screws, Spring washers



TAM-10162SR Hexagonal socket head cap screw M4x8...4 screws, Spring washers



Application Systems

Optics & Optical Coatings

Opto-Mechanics

Bases

Manual Stages

Actuators & Adjusters

MotORIZED Stages

Light Sources & Laser Safety

Index

Guide

X Axis Stages

XY Axis Stages

Z Axis Stages

XZ Axis Stages

XYZ Axis Stages

Rotation Stages

Goniometer

Tilt Stages

Vacuum

Ball Bearing Guide

Crossed Roller

Dovetail

Lapping

V Groove Screw

Others

15 × 15 mm

25 × 25 mm

40 × 40 mm

60 × 60 mm

65 × 65 mm

80 × 80 mm

100 × 100 mm

120 × 120 mm

Others