

XZ Axis Steel Extended Contact Translation Stages

Stage Size 120 × 120 mm

TSD-1204

RoHS

This XZ assembly incorporates an (X) axis steel linear stage and a (Z) vertical axis steel stage with a horizontal flat top plate.

There are options for micrometer position and fine pitch screws.



Attention

- ▶ This translation stage type is not suitable for inverted use. In this condition, all load would be pulling against the spring.
- ▶ These stages use a pivot mechanism to transfer horizontal motion to vertical motion. This mechanism induces a small non-linearity between the distance the micrometer moves and the distance the stage platform moves. Contact our Sales Division for more information.

Application Systems

Optics & Optical Coatings

Opto-Mechanics

Bases

Manual Stages

Actuators & Adjusters

Motorized Stages

Light Sources & Laser Safety

Index

Guide

X Axis Stages

XY Axis Stages

Z Axis Stages

XZ Axis Stages

XYZ Axis Stages

Rotation Stages

Goniometer

Tilt Stages

Vacuum

Ball Bearing Guide

Crossed Roller

Dovetail

Lapping

V Groove Screw

Others

15 × 15 mm

25 × 25 mm

40 × 40 mm

60 × 60 mm

65 × 65 mm

80 × 80 mm

100 × 100 mm

120 × 120 mm

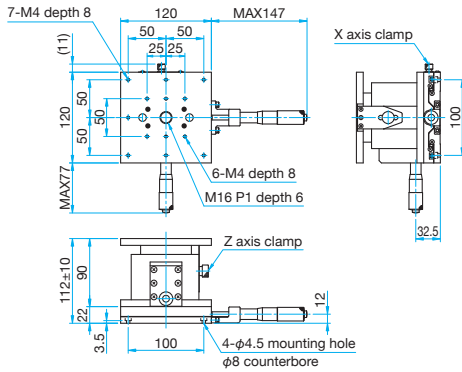
Others

Specifications					
Part Number	METRIC	TSD-1204C	TSD-1204S	TSD-1204C-M6	TSD-1204S-M6
	INCH	—	—	TSD-1204CUU	TSD-1204SUU
(Opposite Model)	METRIC	—	TSD-1204SR	—	TSD-1204SR-M6
	INCH	—	—	—	TSD-1204SRUU
Stage Size [mm]	120×120		120×120	120×120	120×120
Axes of Travel	XZ axis				
Micrometer Position	Center		Side	Center	
Travel [mm]	X axis ±20 Z axis ±10		X axis ±20 Z axis ±10	X axis ±20 Z axis ±10	
Lead of Actuator [mm/rotation]	0.5		0.5	0.5	
Micrometer Readable Resolution [mm]	0.01		0.01	0.01	
Guide Method	Extended contact ball bearing guide				
Primary Material	Steel				
Finish	Super black chrome + Black matte				
Load Capacity [N]	245 (25.0kgf)		245 (25.0kgf)	245 (25.0kgf)	
Travel Accuracy	Straightness [μm]	2.5	2.5	2.5	
Max. Moment Capacity	Pitch [N·m]	9.8	9.8	9.8	
	Roll [N·m]	9.8	9.8	9.8	
Moment Stiffness	Pitch [°/N·cm]	0.4	0.4	0.4	
	Roll [°/N·cm]	0.38	0.38	0.38	
Parallelism [μm]	150		150	150	
Weight [kg]	6.2		6.2	6.2	

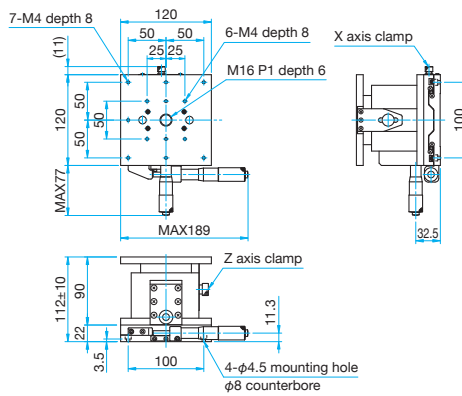


Outline Drawing

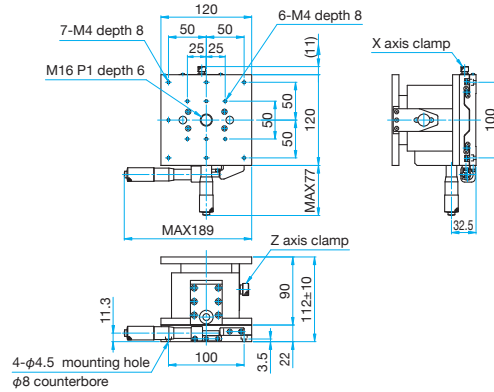
TSD-1204C Hexagonal socket head cap screw M4x8...4 screws



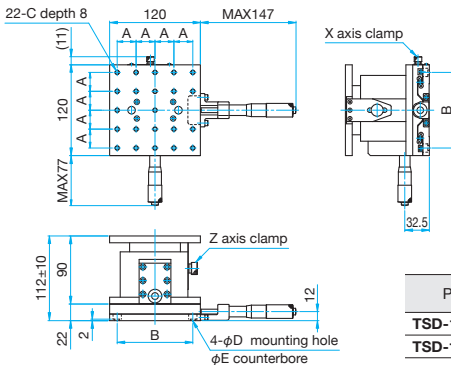
TSD-1204S Hexagonal socket head cap screw M4x8...4 screws



TSD-1204SR Hexagonal socket head cap screw M4x8...4 screws



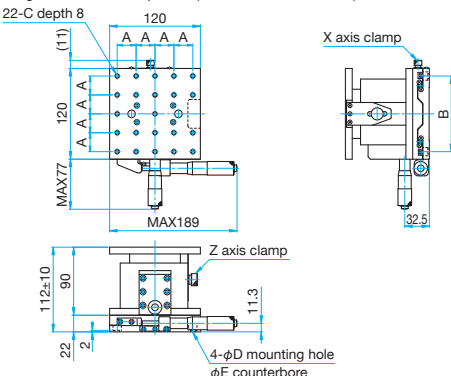
TSD-1204C-M6/1204CUU Hexagonal socket head cap screw M6x8...4 screws (M6)
Hexagonal socket head cap screw (stainless steel construction) 1/4-20UNCx5/16...4 screws (UU)



Part Number	A (mm)	B (mm)	C	D (mm)	E (mm)
TSD-1204C-M6	25	100	M6 P1	6.5	11
TSD-1204CUU	25.4	101.6	1/4-20UNC	7	12

TSD-1204S-M6/1204SUU

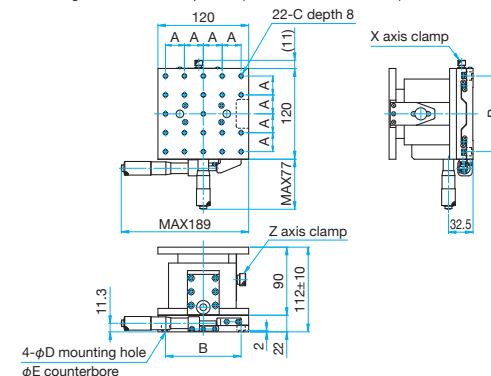
Hexagonal socket head cap screw M6x8...4 screws (M6)
Hexagonal socket head cap screw (stainless steel construction) 1/4-20UNCx5/16...4 screws (UU)



Part Number	A (mm)	B (mm)	C	D (mm)	E (mm)
TSD-1204S-M6	25	100	M6 P1	6.5	11
TSD-1204SUU	25.4	101.6	1/4-20UNC	7	12

TSD-1204SR-M6/1204SRUU

Hexagonal socket head cap screw M6x8...4 screws (M6)
Hexagonal socket head cap screw (stainless steel construction) 1/4-20UNCx5/16...4 screws (UU)



Part Number	A (mm)	B (mm)	C	D (mm)	E (mm)
TSD-1204SR-M6	25	100	M6 P1	6.5	11
TSD-1204SRUU	25.4	101.6	1/4-20UNC	7	12

Application Systems

Optics & Optical Coatings

Opto-Mechanics

Bases

Manual Stages

Actuators & Adjusters

MotORIZED Stages

Light Sources & Laser Safety

Index

Guide

X Axis Stages

XY Axis Stages

Z Axis Stages

XZ Axis Stages

XYZ Axis Stages

Rotation Stages

Goniometer

Tilt Stages

Vacuum

Ball Bearing Guide

Crossed Roller

Dovetail

Lapping

V Groove Screw

Ohters

15 × 15 mm

25 × 25 mm

40 × 40 mm

60 × 60 mm

65 × 65 mm

80 × 80 mm

100 × 100 mm

Others