

Goniometer-Worm Gear Drive

HOLMARC

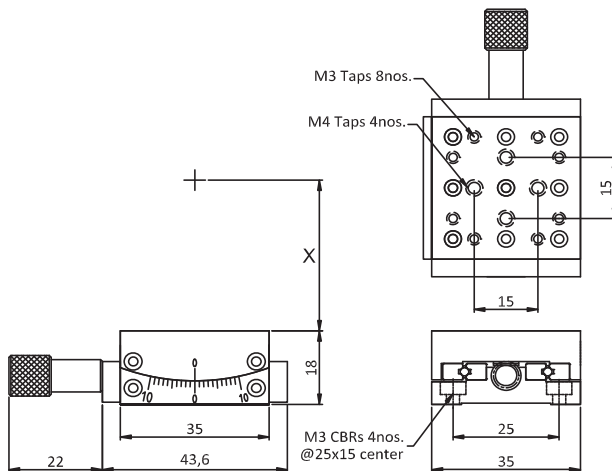


- ▶ Travel : $\pm 10^\circ$
- ▶ Readout : 1°
- ▶ Guide way : Precision ball guideway
- ▶ Construction : Aluminium alloy B51S
- ▶ Finish : Black anodized
- ▶ Tapped Holes on Carriage : M3/M4/M6 tapped holes
- ▶ Mounting Holes on the base : M3/M4/M6 CBR
- ▶ Design : Modular type
- ▶ Configuration : Multi axis configurable

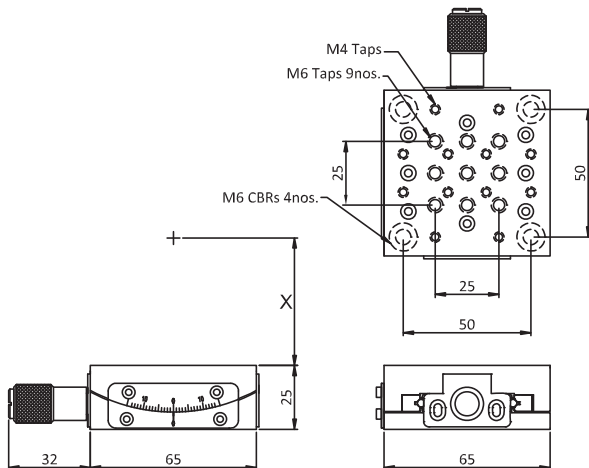
GM Series Goniometers - Single Axis

Goniometers are used to rotate an object or sample about a point in space. Holmarc's GM series goniometer allows an adjustment of $\pm 10^\circ$ around a defined optical axis by means of a precision worm gear drive and v grooved guide ways. These GM series goniometers are compatible for assembling multi axis configurations.

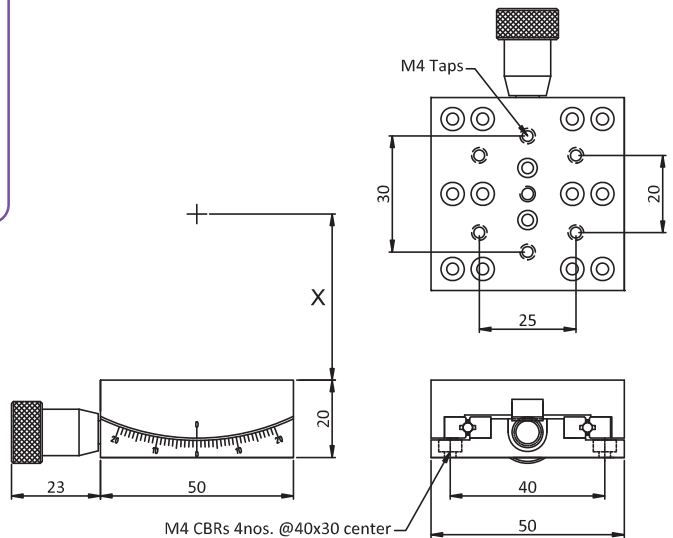
Travel: $\pm 10^\circ$
Carriage Sizes : 35x35 mm, 50x50mm & 65x65mm
Load Capacity :1-5kg vertical on X axis
Drive: Precision worm gear



GM-35-37 or SSGM-35-37



GM-65-50 or SSGM-65-50



GM-50-43 or SSGM-50-43

Model No.:(Material)	Center Height	Load Capacity
Aluminium	X	Kg
GM-35-37	37	1
GM-35-55	55	1
GM-50-43	43	1
GM-50-63	63	2
GM-65-50	50	6
GM-65-75	75	6



Goniometers are used to rotate an object or sample about a point in